
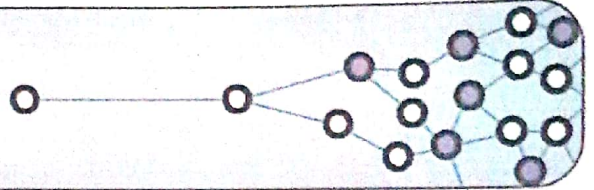


# 8 tips to stay safe online


1 Be nice to people online.




2 Take care with what you share.




3 Keep personal information private.




4 Check your privacy settings.



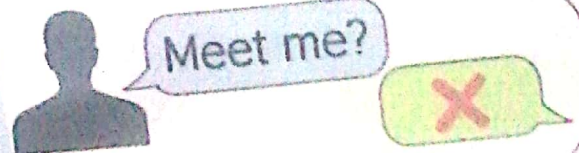
5 Know how to report posts.




6 Keep your passwords safe.



7 Never meet anyone in person you've only met online.



8 If you see anything online that you don't like or you find upsetting, tell someone you trust.

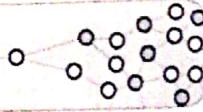


## 8 tips to stay safe online

1 Be nice to people online.




2 Take care with what you share.



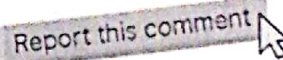
3 Keep personal information private.




4 Check your privacy settings.



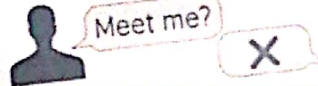
5 Know how to report posts.



6 Keep your passwords safe.



7 Never meet anyone in person you've only met online.



8 If you see anything online that you don't like or you find upsetting, tell someone you trust.



### 1. Check your understanding: grouping

Write the tips in the correct group.

be polite and kind to people.	tell your friends your passwords.	think before you share photos.	talk to an adult if you have a bad experience online.
meet anyone in real life that you met online.	share bad photos of your friends.	write mean or horrible messages.	check your privacy settings regularly.

When you're online, DO ...	When you're online, DON'T ...

2. Check your understanding: ordering

Write the words in the correct order to make the online safety tips.

1. to Be people online. nice

.....

2. care Take share. what you with

.....

3. information Keep personal private.

.....

4. privacy Check settings. your

.....

5. posts. report how Know to

.....

6. your Keep safe. passwords

.....

7. anyone Never in person you've meet met online. only

.....

8. anything online that If you see you don't like or you find upsetting,  
tell someone you trust.

.....

**Discussion**

Do you know how to stay safe online?

Read the poster and do the exercises to learn how to stay safe online and to practise your reading skills.

### Preparation

Match the vocabulary with the correct definition and write a–j next to the numbers 1–10.

- |   |                     |
|---|---------------------|
| 1..... be careful   | a. to share         |
| 2..... to show to other people  | b. private          |
| 3..... for just one person or a small, limited group  | c. take care        |
| 4..... the part of a social network site that allows you to control who sees your information | d. password         |
| 5..... to tell someone about  | e. privacy settings |
| 6..... a secret word or combination of letters and numbers                                    | f. upsetting        |
| 7..... on the internet  | g. to report        |
| 8..... making you feel angry, worried or unhappy  | h. to know how      |
| 9..... to believe that someone is good and honest   | i. online           |
| 10..... to have the information to be able to   | j. to trust         |